

HOT SPOT

英國錦鯉愛好會東南俱樂部



The E-Mag of the South East Section BKKS

- twinned with the :-

Oregon Koi & Watergarden Society.

The Nishikigoi Vereniging Nederland.

The South African Koi Keepers Society.

Partners in goodwill.



Issue 19
April 2008

Inside this issue:

Girl Power continued from March	2
3rd ZNA Guangdong Chapter Koi Show .	3,4 & 5
What a load of bull!.	6
OKWS celebrate Why show vats are blue.	7
Ochiba Shigure	8 & 9
Gregor Meijer strikes again	10
Grand Cayman KHV fund raiser.	11
Statue.....	13

Koi Clubs participating in this exchange scheme are:-

- **Nishikigoi Vereniging Nederland.**
- **Oregon Koi & Watergarden Soc.**
- **South African Koi Keepers Soc.**
- **Chiltern Section BKKS.**
- **NorCal Chapter ZNA (USA)**
- **Australian Koi Association AKA**
- **Mid Atlantic Koi Club**
- **Cambridge Koi Club**
- **ZNA Potomac Chapter**
- **Essex Section BKKS**
- **Texas Koi & Fancy Goldfish Soc.**
- **Cayman Island Koi Keepers**
- **Koi@Home (Belgium)**
- **Banana Bar Koi Society.**
- **East Midlands Koi Club.**
- **North East Koi Club BKKS**
- **ZNA Guangdong Chapter.**

HOT SPOT

is the

on-line version of the South East Section BKKS' newsletter called "Spotlight", suitably sanitised and denuded of in-house content to make it interesting for other Koi Clubs. However, it will also contain some occasional South East publicity.

"Hot Spot" will be a periodic publication i.e. it will get published when we have enough articles to fill it's 8 pages.

Copies of it will reside on the South East's website and will be distributed to other Koi Clubs who indulge us with an exchange of magazines or newsletters.

Articles taken from "Spotlight" are the copyright of the South East Section but may be used by clubs who participate in this exchange.

The original text and photos can be obtained via the editors whose details can be found on the back page.

Guangdong Koi Show pages 3-5!

Now in its
2nd Year!

The Brit awards..... Girl Power continued.....



As mentioned in last month's **HotSpot** two of our British ladies well known in the International Koi Community obtained ZNA Judging certification. Well here's the proof. On the left we have Kate McGill proudly sporting her Assistant Certified Judges badge, (note the blue ribbon underneath the crest) and down below we have Christine Woolger receiving a commemorative South East business-card case as a token of our pride in her achievement in gaining her Local Certified qualification and becoming our first ZNA qualified judge.



Let's hear it for the Boys too!

The author of the next article was also awarded his ZNA Local Certified Judge this year. Well done Hongman.

中山市首届锦鲤文化节 暨广东爱鳞会第三届国际锦鲤品评会 开幕典礼

The Zhongshan 1st Koi Culture Festival and ZNA Guangdong Chapter's 3rd International Koi Festival took place on December 15th at the XingBao International Exhibition Centre in ShaXi, ZhongShan, China.

Judged by an international panel of judges from Japan, Taiwan and Australia, The show attracted 380 entrants.

Uniquely for this show the major awards are duplicated for Go-Sanke and Non Go-Sanke.

Let's let the pictures do the talking, further information is available at the foot of page four.



Grand Champion
Over 75 Bu (81.5CM)
Showa
Hongman Leung





Grand Champion B
Over 75 Bu (86CM)
Kawarimono
Pan Zhi Cheng



Matural Champion
70 Bu
Kohaku
Chen jin Sheng



Mature Champion B
75 Bu
Utsurimono
Leung Ho Lam



Adult Champion
55 Bu
Kohaku
Chen Jin Sheng



Adult Champion B
55 Bu
Goshiki
Kuang Huo Yuan



Young Champion
40 Bu
Taisho Sanshoku
Lin Jin Jie

This article quite rightly focuses on the Koi, but we only have space for the Champions and major winners. More photographs can be found on Hongman's on-line photo album which also shows the prize giving and other aspects of the show. It is no stretch of the imagination to say that this show must rate as the most colourful koi show in the world, where the ceremony almost outshines the Koi. Hongman's on-line photo album can be found at


- <http://picasaweb.google.com/hongman333/3rdZNAGuangdongChinaChapterKoiShow02>



Young Champion B
40-Bu
Kingginrin A
Lin Jin Jie



Junbo Koi A
Over 75 Bu (82CM)
Taisho Sanshoku
Hongman Leung



Baby Champion
25 Bu
Showa
Kuang Huo Yuan



Baby Champion B
25 Bu
Kinginnin A
Lin Jin Jie

Load of Bull

Anton Evatt

No visit to the Niigata region of Japan would be complete without seeing some of the koi breeders' majestic fighting bulls. They can often be seen in sheds near the fish houses and are looked after like royalty. Unfortunately, during the 2004 earthquake, it was reported that 16 of Niigata's 63 fighting bulls perished when their sheds collapsed. However, the tradition of bull fighting (tsunotsuki) in the Niigata region is as popular as ever and koi breeders such as Shinoda and Izumiya are renowned for their bulls.

The tsunotsuki of Yamakoshi Village (deep in the heart of koi land) in Niigata Prefecture is the only tsunotsuki to be selected as a nationally significant folk culture asset. It is the only tsunotsuki that does not determine victory or defeat and has been given the status of a Shinto ritual. Despite of the name 'tsunotsuki' it is characterised by finishing the match when each of the bulls exerts its strength or when their movement stops. Men called 'seko' play an important role in the matches - a large number of them pull the rope tying both bulls, and the master seko holds the enraged bulls' noses (their vulnerable spot) to stop the fight. When they come to a complete stop, the crowd give a thunderous applause to the bulls' exciting fight and the sekos' courage. The tsunotsuki match ends here. The culmination of the men and bulls' power, skill, and courage is harmoniously combined with the history and local culture.

The Tanasuhara Festival is held in Yamakoshi Village during the first week of September. Sumo matches and bull fights are held at the same time - both men and bulls compete to show their strength and skills.



牛の角突き



Anton Evatt is the Sales Manager of
Kingdom Koi

South East Koi Show
南東部 22 錦鯉品評会
24 & 25th August 2008

10th anniversary of the OKWS

The Oregon Koi & Watergarden Society, the South East's oldest sister-club are about to celebrate their 10th Anniversary in May.

To commemorate this event they are releasing a new pin. Coincidentally, their website has just been given a makeover both cosmetically, functionally and content wise. It now contains a growing "Member's Pond Section"



Why are Show Vats blue?

This question was asked on the **Nishikigoi International** forum, and received this prompt and very conclusive answer.



On the Kelvin colour temperature scale blue most closely mimics "daylight" or 5600 k to 6400k. This produces a nice bright viewing area, and doesn't contaminate the Koi's colours, in particular the white ground. Reflection from other colours can taint the white ground, make it look yellow or dull, and can change the look and colour of the hi plate, or the way our eye sees the hi plate. Green tends to make the hi plates look artificially vivid. Blue is simply the best choice, it adds brightness without tainting the colour of the Koi. Ever notice how incredible your Koi look in the late afternoon? Part of the reason is as the sun sets the colour temperature drops to a warmer or more yellowy range on the Kelvin scale (4800 k to 3200 k range) this produces yellow and orange light,... which when added to our Koi's reds and yellows and oranges makes them look vivid and incredibly perfect. I'm not clear on the actual history, but blue is the perfect choice.

Best Wishes, **Brady Brandwood**

www.lotuslandkoifarm.com

英國東南地區錦鯉俱樂部

Ochiba Shigure.

Kingdom Koi and the NVN Oplieding



This photograph appeared in the February newsletter of Kingdom Koi, accompanied by an erudite description (see below) that showed a true understanding of Nishikigoi appreciation encompassing many of the aspects that a judge takes into consideration during a show.

Seizing the opportunity, the NVN Oplieding sought permission to utilise the photograph as part of the on-going testing of their trainee judges. But first they obtained the opinions of some of their judges to form a base-line.

All trainees responded but only the first six's responses are published here.

The judges summary based on their replies will be published in next month's Hotspot.

What the Dealer said.....

Well, it's not just me that thinks this koi is a cracker! It won the Kawarimono class at the 2007 Nagaoka Breeders' Show and below is the certificate to prove it.

The variety name Ochiba Shigure literally means 'autumn leaves falling on water' and good examples such as this koi are highly sought after. This koi has a great body shape

- strong across the shoulder with an ever-so-slight taper towards the peduncle, which is broad and muscular. Good bodies in koi are not about being the biggest or fattest, they are about conforming to specified proportions and this koi ticks all the boxes.

Historically, a pattern was not that necessary in relation to defining quality in this variety, quality was measured as in Chagoi and Soragoi by way of body shape and a clearly defined vignette-style scalation. All modern, higher-grade Kawari, have progressed so much and this Ochiba not only has the body and skin but also a delightful pattern any Go-Sanke would be proud of.

Anton Evatt - Kingdom Koi.



What the judges said.....

Ochiba Shigure are supposed to be a cross between Chagoi and Soragoi but I have always wondered about that description as I believe Soragoi to be a 'sport' of Chagoi. Regardless of that the Ochiba standard is a grey koi with a brown pattern resembling 'autumn leaves on water'. This was amply demonstrated by the better examples of the early versions, but all too often there was no pattern to speak of. To improve this, breeders undertook to refine them and experimental crossings with Kohaku were made to introduce Kohaku style patterning. This now appears to have worked but there have been some examples where the brown, tan colour has been changed to a near chestnut colour, which although not unattractive did look strange. One other by-product was the loss of the vignette seen on some of these brighter versions.

However, this example brings together all the good elements of a text-book Ochiba. The colours are consistent, clearly defined and free from any blemishes. The vignette is well defined and covers every scale on the body, a body which is ideally proportioned for a 3 year old koi, strong and showing good potential for future volume. Finally, there is the pattern. A well balanced set of blocks going from head to tail that although not symmetrical, show an even distribution on either side. The brown motoguru-like markings at the root of the pectoral fins display the same intensity of colour as the body add the finishing touch to an excellent example of this variety.

Bernie Woollands – UK

There isn't a lot you can say about this Ochiba other than it is a really great example of one in my book. Good reticulation, nice sharp definition around the entire pattern, beautifully rounded pectoral fins. Also an interesting pattern and head marking.

Mike Harvey - South Africa

A superb example of this variety for a young koi showing enormous potential, it is a "modern" Ochiba shigure with a "kohaku" pattern and in this case has retained its vignette which the breeders have been striving for. As the Koi matures and grows to 70cm+ it should develop Fukurin making it a very beautiful Koi.

Tony Price – UK (Retired)

FYI—Trainees do not have the luxury of summarizing . They have to point out everthing they see.

What the Trainees said.....

The first impression is always right the say, isn't it? So the first thing I (as a hobbyist) thought of was that there is only one thing wrong: It is swimming in the wrong pond!

But taking a closer look I have the following comments:

- Body is good, nice shape.
- Fins are good in balance
- The pattern looks all right, however coming to the head it looks more vague.
- Pattern is well balanced.
- There are some spots on the side and at the end .

Overall great appearance. So, after having a closer look, I stick with the remark above. Great Ochiba.

Mark Kleikers.

When I look at this Ochiba Shigure the first thing that attracts my attention is the very neat , perfect net pattern. Every scale is nicely surrounded by a dark edge. The net pattern from the shoulder to the tail has no faults and is beautifully lined along the dorsal fin. On the shoulder a nice fukurin is developing and will give this Ochiba more lustre as it gets older.

The colour pattern is a very nice Kohaku pattern, completely balanced from head to tail and from left to right. The brown and grey contrasts very well and are both very clean and consistent. There are no differences in the shade or what so ever.

The brown at the base of both pectoral fins is very beautiful and gives the Ochiba an extra nice balance in the water. The pectoral fins have a well rounded shape and fit the body perfectly. The tail fin is very clean and so is the dorsal fin. At this picture the brown spot on the left side could be on the body. If it is on the fin then this would be a small negative point.

Some minor weak points are the three ginrin scales and the scattered single scales (tobi hi) on the right side and on the left side of the pectoral fin.

The head has both colours, which is good, but the brown is almost Menkaburi and I personal would prefer a little less brown, especially on the right side and right eye.

Body wise there could be a little problem left and right of the pectoral fin or it is just an impression caused by the grey colour.

All and all a very desirable Ochiba Shigure, "autumn leaves on water".

Guus Roijen

Wonderfull Ochiba! I wonder the age of this Koi. If it is under 4 year it has a great future. If it is already over 4 years it is more clear then other Ochiba which often develop Sumi spots through the years. From head to tail:-

- bright head pattern
- nice Chamoto/MotoCha ?
- great body pattern with an interesting netting on the inside of the brown an grey scales on both sides of the dorsal fin, the black centre clarifies the netting.

At the beginning of the tail it shows us a developed Koi. As a Grey and Brown lover a school (textbook) example.

Jeroen Dregmans

To start with the head I think it is a pity that the pattern goes over the left eye. Motocha is nicely balanced Pectoral fins nicely round and large Net pattern behind the head is very messy, but on the rest of the body it is beautiful.

Pattern and skin quality is very good Furthermore find I it a pity that there are three ginrin scales on the body, but do not see this as a large problem.

Willem de Graaf

Autumn leaves on the water. Impressive pattern on the pectoral fins. Good body. Perfect net pattern. Beautiful version of the so called autumn leafs. In short a fish that look very good in my pond.

Fred Ernsting

In my opinion a fine example of how an Ochiba should look like. A beautiful Soragoi with the necessary/corresponding net pattern on a beautiful divided autumn leaf pattern. The pattern is charming and exactly follows the edge of the scales (maruzome). The Motocha is nicely balanced in the large pectoral fins.

The body shape is very good, although the widest/broadest point should ideally be just behind the gills. The head appears a little pointed, but I think that is because the fish has its mouth open. The back of the fish narrows a bit too rapidly nevertheless it ends in a reasonable tail tube (Ozutsu).

In summary a fish capable of winning a good prize at a koi show

Joop van Tol

More Koi Art from Gregor Meijer.



This brace of paintings of the South East's 2007 Mature Champion are part of the latest editions to the Gregor Meijer catalogue. The Koi bred by Sakai FF and supplied by Koi Water Barn is called Harvey and it's owned by South East member Frank Collins who showed for the first time last year.

I think Gregor has captured the essence of this Koi admirably, see photo on right.

Gregor will be out and about on the Koi scene throughout the 2008 season.

Central Florida Koi Show 7 - 9th March

Belgium Koi Meeting 14 - 15th June

SAKKS Durban Show 19 - 20th July

Holland Koi Show 15 - 17th August

South East (UK) Show 24 - 25th August

The paintings will be accompanying Gregor on his world tour before Frank gets his hands on it at the South East Show.



South East Show News

The 22nd South East (2008) Open Show will again be run independently of it's main body the BKKS.

Judges will be drawn from the International Koi Community and again it will be used as a training venue for trainee judges from neighbouring Koi Societies.

Koi Health and Water Management will be maintained by our own highly qualified and experienced teams under the leadership of Bernice Brewster Bsc,FLS,MIFM,CBiol, MIBiol.

This year's Selected Variety will be Kinginrin (a show class rather than a variety) and there will be two 1st prizes, 1 for Go-Sanke and the other for Non Go-Sanke as well as the best runner-up irrespective of variety.

2008 Grand Cayman pin.

Dale Toruk

The 2008 Cayman Island Koi Club pins are now available for anyone who would like to purchase them. There are some design differences between the 2007 and the 2008 pin.

The 2007 pin depicts a showa and a sanke.

The 2008 pin has a kohaku and a shiro utsuri on it...

The koi on both pins are imposed over the yellow shape of the island of Grand Cayman.

The 2008 pin has a starfish on three corners of the pin. The three starfish represent the three islands that make up the Cayman Islands.... Grand Cayman, Cayman Brac and

Little Cayman.

The 4th corner of the 2008 pin has a depiction of waves representing the ocean that surrounds the Cayman Islands.

And, of course, the 2008 pin has 2008 on it instead of 2007!!!

Pins cost \$10 plus p&p, all of which goes to the KHV Project being managed by the AKCA. The 2007 pin raised over £2,000 for KHV research

Pins are available via Dale at

dtorok@time-plus.com



Membership

What am I?

Am I an active member?

The kind that would be missed.

Or am I just content to see my name upon the list?

Do I attend the meetings and mingle with the crowd?

Or do I prefer to stay at home and complain both long and loud.

Do I give a little time and help to make things tick?

Or leave the work to just a few and talk about the clique?

There's quite a programme scheduled

which means success, if done.

I know it can be accomplished with the help of everyone.

I must attend the meetings and help, with hand on heart.

Don't just be another member but take an active part.

Just think it over folks,

Are you right or wrong?

Say am I an active member?

Or do I just belong.

Published in Feb edition of Spotlight

B.K.K.S. NATIONAL 2008

LECTURE AREA (SHARED KNOWLEDGE)

ENTERTAINMENT FOR ALL THE FAMILY

JUDGING STANDARDS COMMITTEE

HEALTH STANDARDS COMMITTEE

FOOD AND REFRESHMENTS

TOP KOI DEALERS

CRAFT STANDS

ADMISSION PRICE
B.K.K.S. MEMBERS:
1 DAY - £6
2 DAY - £11
On production of membership card only

NON B.K.K.S. MEMBERS:
1 DAY - £7.50
2 DAY - £12
Under 14yrs - FREE
Children under 14yrs must be accompanied by an adult

SHOW CHAIRMAN
Paul Hedley (Ox)
tel- 01670 797366
showchairman@bkks.org.uk

SECRETARY / VICE SHOW CHAIRMAN
Martin Barnett
tel- 07880 733014
showvicechair@bkks.org.uk

CRAFT
Ron Webster
tel- 07762 192868
showcraft@bkks.org.uk

WEEKEND PACKAGE
Marb & Sue Chetter
tel- 01902 897149
mobile- 07949 610274
accommodation@bkks.org.uk

EXHIBITOR VATS
Sue Ravenhill
tel- 01344 861525
exhibitors@bkks.org.uk

DEALERS
Roger & Heather Payne
tel- 02939 363880
showdealers@bkks.org.uk

TOMBOLA & RAFFLE!
Joyce Robb & Wilma Frew
tel- 01314 421401
jrobbs@btinternet.com

10am - 5pm
28th & 29th JUNE 2008
NEWARK SHOWGROUND
NEWARK, NOTTINGHAMSHIRE, NG24 2NY
www.bkks.org.uk

The KKQ - Koi Kichi Quiz.

The Koi Kichi Quiz is a quiz for Koi enthusiasts, with a built in search function that relies on a database containing almost all sub varieties, their descriptions and a large number of koi related terms.

The program classifies the varieties according to the show classes used by the ZNA and the NVN. Furthermore the program contains over 220 koi related terms about colour, pattern, body etc. The goal of the "Koi Kichi Quiz" is to elevate your knowledge about varieties and terms in a playful fashion.

Available in Dutch and English, this program was devised, designed and built by Joop van Tol, (below left) a member of the NVN's controlling board.

The contents of the KKQ are checked and assessed by official ZNA and BKKS judges from the Netherlands, England, Belgium and South-Africa.

Release date is aimed at 1st April. Please check the NVN's web site for the KKQ

www.nvn-koi.nl



Attention UK Koi Clubs.

A Guide to Pond fish health

A day of lectures, case studies and practical tuition on (pond)fish health

23rd April 2008 by Louise Andrews
BSc.Hons, BVetMed, MSc, MRCVS

The White Hart Hotel,
Market End,
Coggeshall, Essex.
CO6 1NH

The cost of the course is £110 which includes lunch and coffee.

Please send a cheque made payable to:

Andrews Veterinary Services Ltd.
25 Gurton Road,
Coggeshall,
Essex
CO6 1QA

Course Structure

9 am: An overview of fish anatomy and physiology

10 am: An overview of – nutrition

- Water quality

11am: COFFEE/TEA BREAK

11:30 am: An overview of common diseases

12:15 pm: LUNCH

1:00pm: An overview of common ieases/Diagnosis/Treatment

- Bacterial disease

-Fungal disease

-Parasitic diseases

- How to use a microscope

2:30pm: Prevention of fish illness

3:30pm: Questions/ End of day

Louise is prepared to give talks to Koi Clubs in the UK!

The “Never forget 23/10/04” project.

For many years the statue on the right occupied pride of place at the junction of Route 589 (a major highway from Ojiya to Nagaoka) and the road leading to the Koi Ginza where Kosugi, Kawakami, Miyaiishi, Suzuki and Torazo’s main premises are to be found , amongst others.

Sadly this statue was lost when the Chuetsu earthquake racked the region, buried under the landslide that swept half of the nearby mountain into the Shinano river,

The statue once symbolised the Niigata Koi industry which in itself symbolised the Koi industry of Japan. As my JSC colleague Alan Coogan is fond of saying “the home of the innovators not the imitators”.

Today, its loss symbolises Niigata’s current plight, i.e. loss of market share and seeming prominence in the hierarchy of Koi production.



INPC have made it their mission to re-float the Niigata Koi industry. Stirling work has been undertaken to re-promote the area to the world’s Koi dealers as well as the World’s hobbyists. In 2007 they travelled to Europe to give presentations at the Holland Koi Show and the South East (UK) Show too,

Chaperoning INPC on that trip was Mark Gardner of NTV who now resides in Ojiya. Mark’s forays into Yamakoshi regularly take him past the site of the statue and one day he had the idea of setting up a project to replace the statue and to bring the focus of the Koi world back to its heartland. The project’s name will be “Never forget 23/10/04”

The International Koi Community that participate in the ‘Hotspot’ exchange have rallied around and the NVN (Holland) will generously donate their Showa statue as the replacement.

The “Never Forget” project will focus on raising the funds to have the statue shipped to Ojiya and mounted in place of the original.

[continued on page 14](#)



英國東南地區錦鯉俱樂部


Never Forget 23/10/04 - Home Page

File Edit View Bookmarks Sidebar Tabs Sign In Tools Help

Home BT Yahoo! Mail BT.com Yahoo! Protection News Music Movies Games Sport Shopping

http://www.neverforget231004.com/index.html

Never Forget



Home More about 'Never Forget 23/10/04' News Donate Gallery Contact Us

Never Forget 23/10/04




On the 23rd October 2004 at 5.56pm the Chuetsu region of Japan was struck by a devastating earthquake measuring 6.9 on the Richter Scale.

The Chuetsu region, encompassing Yamakoshi and Ojiya, is home to many of the World's foremost producers of Nishikigoi, some of whom lost their homes, and many of their possessions in the earthquake along with the Nishikigoi upon which they have built their names, businesses and livelihoods.

Since that time life has largely returned to normal, houses and infrastructure have been rebuilt and, for many visitors to the area, they would be hard pushed to know that there had been such a disaster without prior knowledge.

Almost 3 and a half years after the event 'Never Forget 23/10/04' has been set up to remind people of the terrible event that occurred, the hardships endured afterwards and, primarily, to create a memorial, from Nishikigoi keepers around the globe, a symbol of Worldwide Nishikigoi Friendship, to the people of the Chuetsu region to tell them that we will 'Never Forget' what they went through.

Read [more about 'Never Forget 23/10/04' here](#), we hope you will consider making a small [donation](#).

The website (left) has been set up to supply information about the status of this project.

At the time of going to press the feasibility study has not been completed and sadly the work already undertaken could yet be for nothing. But should everything go ok we'd have wasted valuable time if we waited until May to let you know.

So, please give the website a look at every once in a while and if/when the project takes off feel free to join in.

Hotspot intends to run a monthly column highlighting the fund raising activities around the world.

About the South East Section.

The South East Section was founded in 1981 by a break away group from the London Section. It obtained Section status from the BKKS in 1982 and serves the counties of Kent, East Sussex, Surrey and Berkshire and the southern boroughs of London.

It's neighbouring Sections are the South Kent to the south, Essex to the North, Worthing to the west and the MSB (Middlesex & Surrey Borders) to the north-west.

The South East has a pretty stable membership generally numbering about 85 families.

Almost since it's founding the SouthEast has participated in information exchange with overseas Koi clubs and continues to do so today.

Our 'Open' show is both an attraction to the UK Koi scene as well as Koi keepers

Every year the show attracts an increasing number of overseas visitors and through them a number of useful connections have been made which enhances our appreciation and understanding of the hobby.



The show is always held on the August Public Holiday which generally falls on the last weekend of that month. Details can always be found on our web-site -

www.koi-clubs.com/SouthEast

The South East meets on every 4th Sunday of the month with the exception of December. Our meetings start at 2pm and we endeavour to have a speaker for 2 out of every 3 meetings. Those speakers generally cover Koi related subjects but occasionally we have one that diversifies a little e.g. Bonsai.

Our current membership fees are £15 per family and details as well as a schedule of speakers can be found on our web-site.

South East contacts in regard to this E-Magazine are :-

Bernie Woollands - bernie@koipin.com

And

Brian Edwards - brianedw@hotmail.com